

Enterprise Incident Management Enhancements

On September 11th, 2021, enhancements to the Enterprise Incident Management system (EIM) are being implemented that include the following:

- Indicators have been added to the report extension icon and document upload button
- Standard data elements have been added to the Complaint and Incident Custom Report
- Program office name changes
- Modifications to incidents with a primary category of death and the Death information screen.
- Report Extension changes
- Visual Analytic interactive dashboards have been added

There were some indicator changes as a part of this work order for Report Extension and Document Upload Indicator:

- **Report Extension:** There must be at least one report extension filed for an Incident Final Section document for the system to display the number (count) of report extensions for any given incidents Final Section document.

Incident Detail

ID: [93745](#) Version: 15 Type: Individual Incident Primary Category: Behavioral Health Crisis Event Status: Open

Individual: PCG-BAS, JULIAN Provider: KURT DAY CARE
MCI: 947845401 Discovery Date: 07/28/2021

[BACK TO SEARCH](#) 🔍

Collapse Details

Document Name	Status	Due Date	Action	Created Date	Created By	Last Edit Date	Edited By	Report Extension	Print
Incident First Section	Submitted	7/29/2021		7/29/2021	KurtDayCa... PCG	7/29/2021	KurtDayCareEIM, PCG		<input type="checkbox"/>
Incident Final Section	In Progress	9/2/2021	VALIDATE SUBMIT	7/29/2021	KurtDayCa... PCG	7/29/2021	KurtDayCareEIM, PCG	[1]	<input type="checkbox"/>
Initial Management Review	Created	7/30/2021		7/29/2021	KurtDayCa... PCG				<input type="checkbox"/>
Incident Management Review	Created			7/29/2021	KurtDayCa... PCG				<input type="checkbox"/>

PRINT SUMMARY REASSIGN POINT PERSON SC COMMENTS MARK AS CONFIDENTIAL LINK TO INCIDENTS / COMPLAINTS

DOCUMENT UPLOAD

- The **Document Upload Indicator** has the following capability:
 - ✦ The Document Upload Indicator will display when a user uploads a document to the incident.
 - ✦ The Document Upload Indicator updates the number of documents uploaded once a user deletes a document/document from the upload screen.
 - ✦ The Document Upload Indicator updates the number of documents uploaded once a user uploads an additional document/document from the upload screen.

SC COMMENTS MARK AS CONFIDENTIAL LINK TO INCIDENTS / COMPLAINTS

DOCUMENT UPLOAD [3]

There will be new heading fields that display on the *Incident and Complaint Custom Report* in grey to show the different categories on the report. ○ MCI ○ Last Name ○ First Name

ID	Program Office	Version	Status	Incident/Complaint	Type	Primary Category (Name and Date)	Occurrence Date	Secondary Categories (Name and Date)	Discovery Date	MCI	Last Name	First Name	Waiver/Program	County
91331	ODP-BSASP		14 Open	Incident	Individual Incident	Serious Injury	04/09/2021	Injury Self Inflicted(04/09/2021)	04/09/2021	290339567	CARROLL-PCG	FRANK	Autism Waiver	Allegheny
91419	ODP-BSASP		14 Open	Incident	Individual Incident	Self-Neglect	04/13/2021	Environmental(04/13/2021)	04/13/2021	947845401	PCG-BAS	JULIAN	Autism Waiver	Delaware
91420	ODP-BSASP		14 Open	Incident	Individual Incident	Suicide Attempt	04/13/2021	Injury/Illness that Required Medical Intervention(04/13/2021)	04/13/2021	947845401	PCG-BAS	JULIAN	Autism Waiver	Delaware
91554	ODP-BSASP		14 Open	Incident	Individual Incident	Behavioral Health Crisis Event	04/15/2021	Facility Based Crisis Response(04/15/2021)	04/15/2021	947845401	PCG-BAS	JULIAN	Autism Waiver	Delaware
91556	ODP-BSASP		14 Open	Incident	Individual Incident	Neglect	05/10/2021	Moving Violation(05/10/2021)	05/10/2021	947845401	PCG-BAS	JULIAN	Autism Waiver	Delaware
91559	ODP-BSASP		14 Open	Incident	Individual Incident	Behavioral Health Crisis Event	04/15/2021	Immediate Arrest and Incarceration Crisis Response(04/15/2021)	04/15/2021	947845401	PCG-BAS	JULIAN	Autism Waiver	Delaware
91560	ODP-BSASP		14 Open	Incident	Individual Incident	Behavioral Health Crisis Event	04/15/2021	Facility Based Crisis Response(04/15/2021)	04/15/2021	947845401	PCG-BAS	JULIAN	Autism Waiver	Delaware

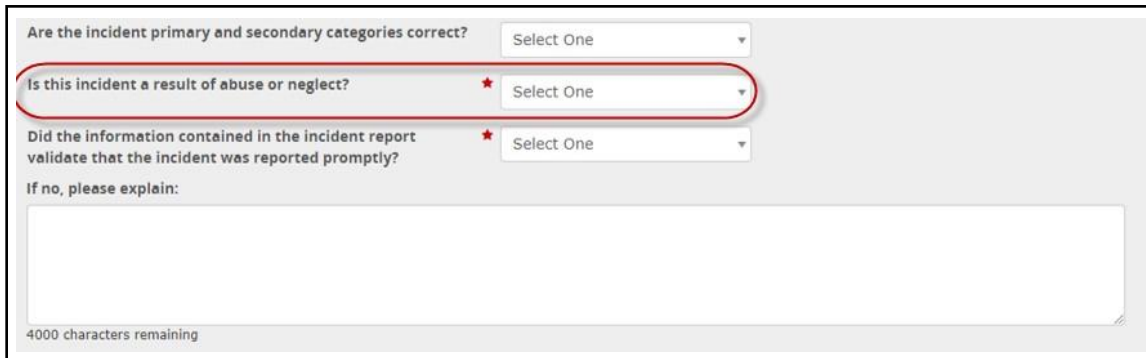
The *Program Office Names* have been updated in many areas within EIM. “ODP-ID” will now read as “ODP-ID/A”, and “BAS” will now read as “ODP-BSASP”. The below is an example of how this update is reflected in EIM:

The screenshot shows the EIM dashboard with a table titled "Documents Requiring My Attention (Grouped By Document Due Date)". The table has columns for Program Office, Type, Overdue, Due Today, Coming Due, Due Date not Assigned, and Total. The Program Office column shows "ODP-BSASP" for all entries, which is highlighted by a yellow callout box with the text: "This is an example of the Program Office Name Change. ODP-BSASP was previously ODP-BAS on the Dashboard for Documents Requiring My Attention (Grouped By Document Due Date)." The dashboard also includes navigation links for HOME, SEARCH, REPORTS, and HELP, and a sidebar with filters for Program Office, Organization, Waiver/Program, Incident/Complaint, Incident/Complaint Types, Document Type, Document Name, County, Incident Point Person, and Incident Created By.

The *Administrative Review Summary* screen has updated the functionality for ‘Investigation Determination’ and the ‘Please Explain’ text box associated with ‘Investigation Determination.’ The overall functionality works as follows

- If a primary category is Death, the ‘Investigation Determination’ must be left blank or an error message is triggered


The *County and Regional Management Review Information* screens for ODP-ID/A, and the State Management Review screen ODP-BSASP there is an addition of a required question that will reply on any management review screen that the user must answer. The question is **'Is this incident a result of abuse or neglect?'**, and this question is answered with a Yes/No drop-down selection.



The screenshot shows a form with three dropdown menus and a text area. The first dropdown menu is labeled "Are the incident primary and secondary categories correct?" and has a "Select One" option. The second dropdown menu is labeled "Is this incident a result of abuse or neglect?" and has a "Select One" option. The third dropdown menu is labeled "Did the information contained in the incident report validate that the incident was reported promptly?" and has a "Select One" option. Below the dropdown menus is a text area with the label "If no, please explain:" and a "4000 characters remaining" indicator.

The *Medical Intervention Information* screen has an update to 'Discharge Date/Medical Intervention End Date.' This update affects incidents that have a Primary Category of 'Death,' and the date entered cannot be more than one day after the 'Primary Category Occurrence Date' on the Verification of Incident Classification screen. The validation message that displays is:

- **Error: Discharge Date/Medical Intervention End Date cannot be more than one day after the occurrence date of the death.**



The screenshot shows the "Medical Intervention Information" screen. At the top, there is a red error message: "Discharge Date/Medical Intervention End Date - Medical Intervention Information: Date must be today or earlier". Below the error message, the screen displays the following information: ID: 93655, Version: 15, Type: Individual Incident, Primary Category: Death, Status: Open. A green bar contains the following information: Individual: PCG, ACAQ, MCI: 250375745, Provider: KURT DAY CARE, Discovery Date: 07/26/2021. At the bottom, there is a "Go To" button and a dropdown menu with "Medical Intervention Information" selected. An arrow points to the error message.

Death Information First Section screen, for both ODP-ID/A and ODP-BSASP has one new required question on the screen.

- **Was medical intervention information recorded in another incident in relation to this death incident?** The dropdown values are **Yes** and **No**.

If other, please specify:

4000 characters remaining

Was the coroner contacted? *

Was an autopsy performed or will an autopsy be performed? *

Was medical intervention information recorded in another incident in relation to this death incident? *

The *Death Information Final Section* screen, for both ODP-ID/A and ODP-BSASP has two new required questions on the screen. These questions are related to medical intervention and abuse. The medical intervention question answer from the First Section will carry-through to the Death Information Final Section screen. The two new required questions include:

- **Was medical intervention information recorded in another incident in relation to this death incident? The dropdown values are Yes and No.**
- **Was this death a result of abuse or neglect? The dropdown values are Yes and No.**

Was the coroner contacted? *

Was an autopsy performed or will an autopsy be performed? *

Did the family refuse an autopsy?

Was medical intervention information recorded in another incident in relation to this death incident? *

Was this death a result of abuse or neglect? *

Please indicate what supplemental information exists for this report (Forward hard copies of the available documents to the County and Region):

- Autopsy report
- Death Certificate
- Discharge summary from last hospitalization
- Do Not Resuscitate (DNR) Order
- Lifetime medical history
- Results of most recent health and medical assessments
- Results of most recent physical exam
- Other

There are now validation messages that can trigger as the result of answers to the following two questions in the Death Information screen:

- ✦ If a user answers ‘Was medical intervention information recorded in another incident in relation to this death incident?’ with a **YES** on the Death Information screen within the Incident First or Final Section, the following validation message will display:
- **Warning: If medical intervention information was recorded in another incident in relation to this death, please link the incident to this death incident.**

- ✦ If a user answers 'Was this death a result of abuse or neglect?' with a **YES** on the Final Section Death Information screen, the following validation message will display:
 - **Warning: If this incident is a result of abuse or neglect, an Abuse or Neglect incident report must be filed and linked to this incident.**

The *Report Extension screen/functionality* has been enhanced to improve the ability to request extensions, show extension details, and have new validations.

The screenshot displays the 'Report Extension' interface for incident ID 93745. At the top, it shows incident metadata: Version 15, Type: Individual Incident, Primary Category: Behavioral Health Crisis Event, and Status: Open. A green banner provides individual details: PCG-BAS, JULIAN (MCI: 947845401) and Provider: KURT DAY CARE (Discovery Date: 07/28/2021). Below this is a table of extension requests:

Document Name	Prior Due Date	Updated Due Date	Requested User	Date Requested	Action
Incident Final Section	08/27/2021	09/02/2021	KurtDayCareEIM, PCG	07/29/2021	EDIT

Annotations on the screenshot include:

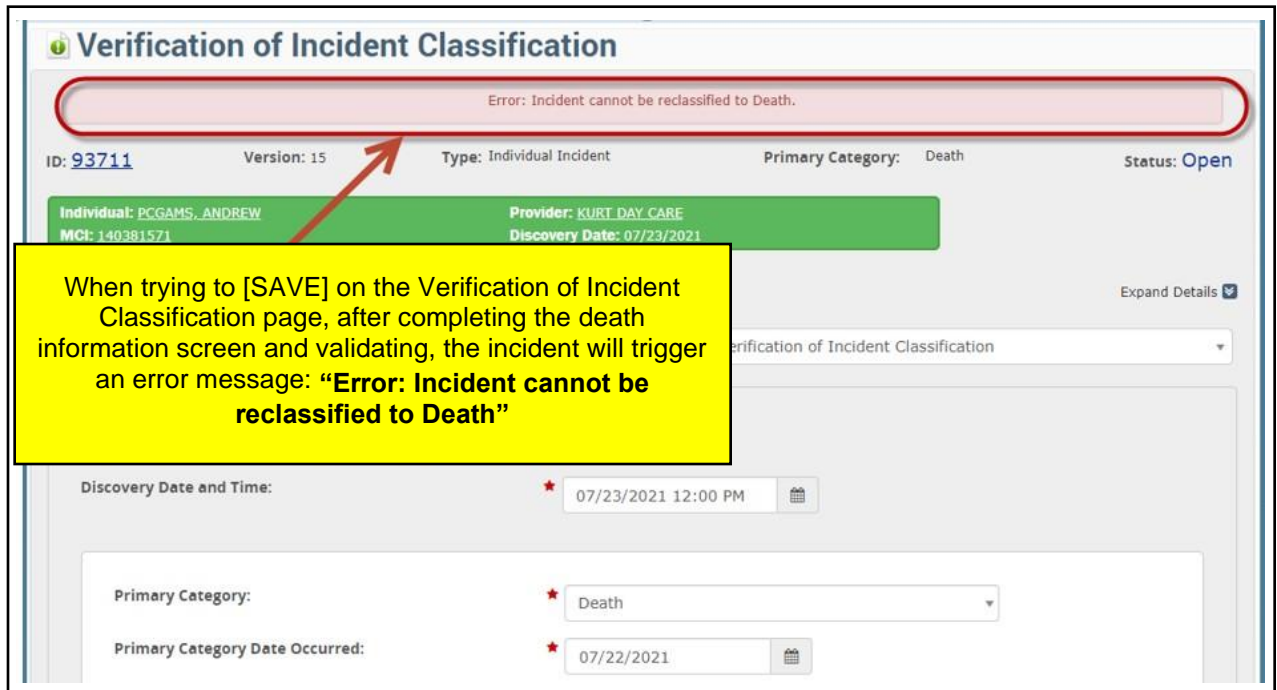
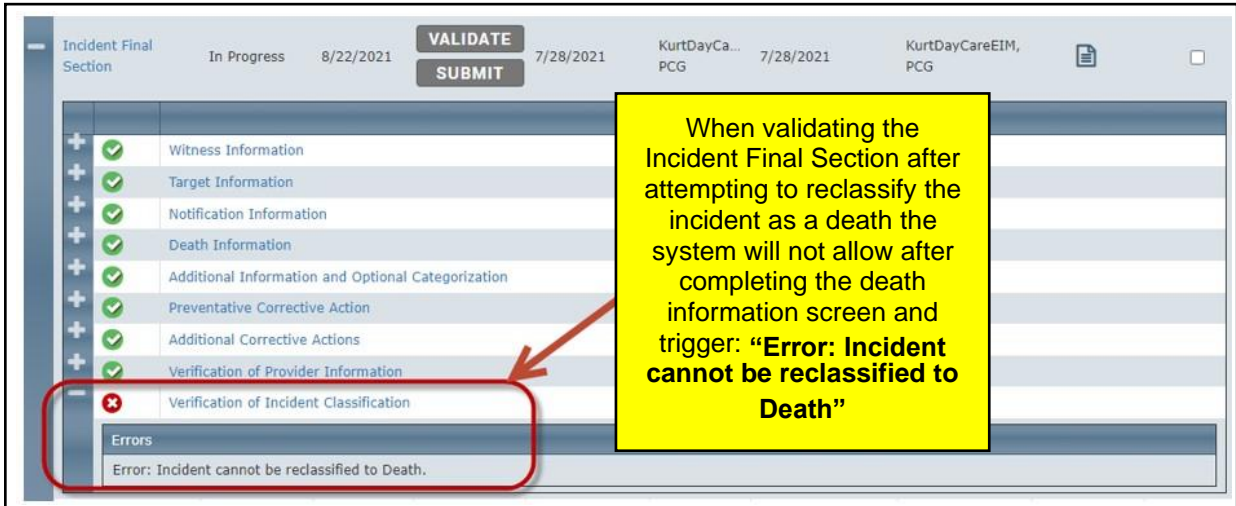
- A yellow box pointing to the 'EDIT' button in the table: "This is a current extension that was requested, the user can edit this with the action [EDIT]"
- A yellow box pointing to the 'ADD +' button: "Additional extensions can be added with this button"
- A yellow box pointing to the 'Reason for Extension' text box: "25-character requirement exists for the 'Reason for Extension' text box"

Other visible elements include 'Expand Details', 'CHECK SPELLING', 'UNDO CHANGES', 'SAVE', 'SAVE & CONTINUE', and '< BACK' buttons.

The validations are in place to update who can edit/view the report extension, the number of days the extension can be requested for and the number of extensions for a given incident.

- The following are more detailed explanations of what occurs for Report Extensions for users:
 - ✦ If the user logged in is not the same user that created the report extension the request, this user will only be able to view the report extension request.
 - ✦ There is a minimum of 25 characters required to be entered into the extension reason
 - ✦ Validation messages will trigger if the number of extensions is exceeded beyond the allowable maximum, and they will trigger if completion date exceeds the maximum days passed the current due date
 - ✦ If the user that is logged in is a County/AE or Regional user, they have the ability to add an extension (ODP-ID/A) If the user that is logged in is a Regional/State user, they have the ability to add an extension (ODP-BSASP)

The *Verification Incident Classification* will allow the user to attempt to reclassify a previously nondeath incident to death. Once the user reclassifies the incident, the user will need to complete a death information screen. The user will hit [SAVE & CONTINUE] and when validating, the user will trigger the error message. If the user goes back into the section and clicks [SAVE] they will also trigger the error message at the top of the page. The screen functions this way to prevent users from reclassifying a non-death (i.e. law enforcement activity, abuse) incident to a death incident. A separate incident would need to be created if a death resulted from another incident and be linked.

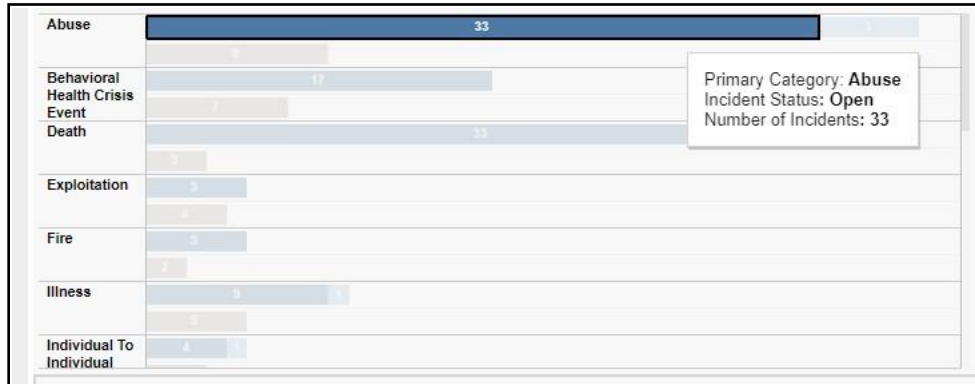


The **NEW Visual Analytic Dashboards** allow Counties/SCs, Regions, and Providers to better understand from a data perspective where they fall within meeting ODP’s guidelines for ensuring incident

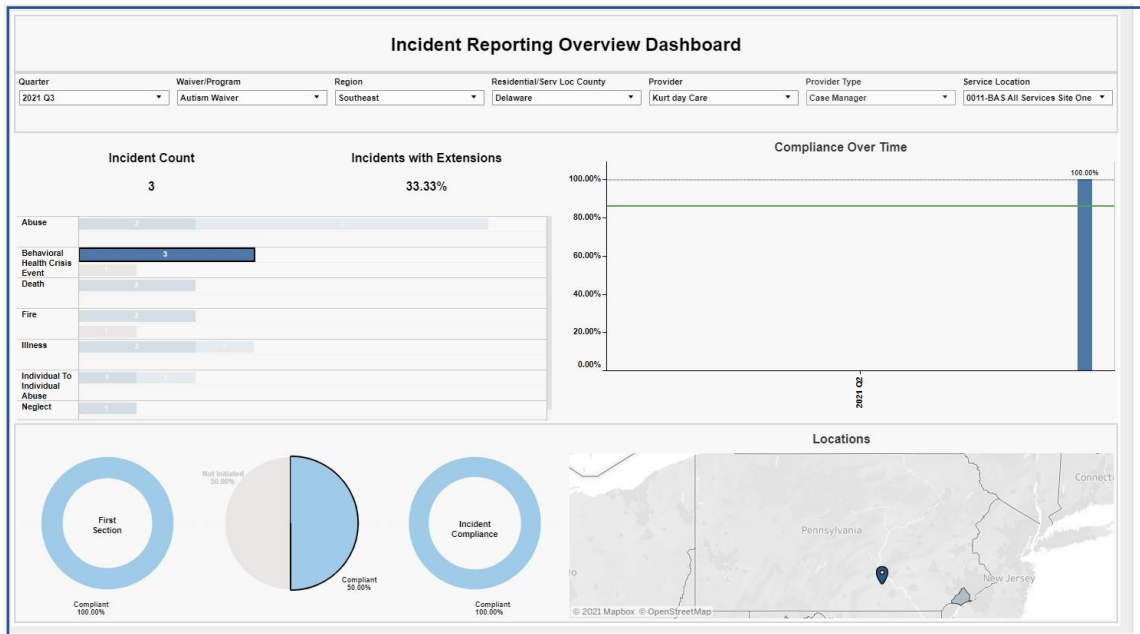
compliance. The two Dashboards that were added were the *Incident Reporting Overview Dashboard* and the *Restraint Dashboard*. The data on the dashboards will display based on the occurrence date of the incident. Data for incidents is not displayed in 'real time', the data will appear on the dashboard the next day. Users can manipulate the Dashboard filters and certain elements on the screen in various ways to adjust the data and timeframes of which they view incident data.

Here are a couple of examples of how users can manipulate the screen:

1. Users can click in the charts/diagrams to isolate and call-out certain data points. In this example, by clicking the abuse category it isolates this and calls out the open incidents of abuse and the number based on the user's filter selection.

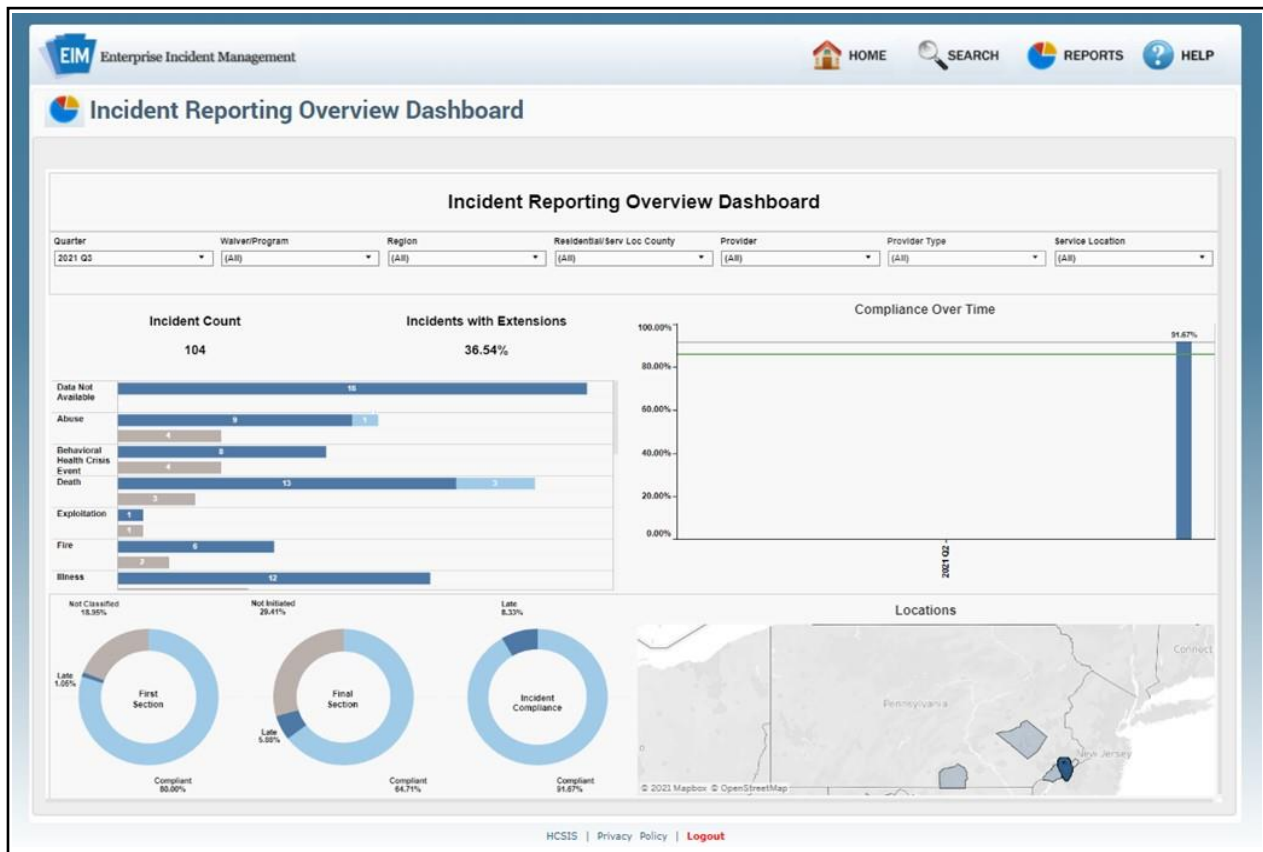


2. Users can utilize the pie charts and click certain sections to adjust the overall screen and how it represents the data. In this example, it calls out the data based on compliance for incident first and final section for the three open behavioral crisis events.



Incident Reporting Overview Dashboard:

- ✦ The Incident Reporting Overview Dashboard allows Counties/SCs, Regions, and Providers the ability to analyze data to ensure compliance per ODP's guidelines by helping identify areas of compliance and non-compliance. The following areas are represented on this dashboard:
 - Incident Count
 - Incidents with Extensions
 - Compliance Over Time
 - Not Classified
 - Not Initiated
 - Late
 - Locations
- ✦ There are different views based on scope. For example, a Provider will only see incidents associated with the services that incidents are occurring or in service locations that incidents have occurred.



Restraint Dashboard:

- The Restraint Dashboard gives Providers the ability to analyze data/metrics for individual restraints to understand how and why restraints are occurring. The following areas are represented on the dashboard:
- Individuals Restrained
- Individuals without RPP
 - Beginning 9/11/2021, an indicator displaying whether or not an individual has an active Restrictive Procedure Plan (RPP) will appear on the Individual Information screen. This data element is populated from the question “If yes, is it restrictive?” as part of the Individual Support Plan (ISP) behavior support plan area.
 - Please note that EIM will begin determining whether an individual with a restraint incident has a RPP in place at the time of the incident only for incidents created after 9/11/2021. Therefore, when examining incidents for a time period prior to 9/11/2021, this KPI will always display 0.
- Improper Restraints
- Total Restraints
- Injuries
- Improper Restraint Procedures
- Restraints Per Individual
- Restrictive Procedures



There will be resource guides and other detailed information made available in the HCSIS LMS, and there will be targeted training on the dashboards (Incident Reporting Overview Dashboard & Restraint

Dashboard). There will be various sessions announced for October and November 2021. Please stay tuned for additional updates and announcements regarding these EIM enhancements.